

# Fortinet

## NSE6\_FSW-7.2 Exam

Fortinet NSE 6 - FortiSwitch 7.2



**Thank you for Downloading NSE6\_FSW-7.2 exam PDF Demo**

You can Buy Latest NSE6\_FSW-7.2 Full Version Download

[https://www.certkillers.net/Exam/NSE6\\_FSW-7.2](https://www.certkillers.net/Exam/NSE6_FSW-7.2)

# Version: 5.0

---

**Question: 1**

---

Refer to the diagnostic output:

```
# diagnose switch-controller switch-info mac-table
```

```
Vdom: root
```

```
S224EPTF19005928 0 :
```

```
MAC address Interface vlan
```

```
=====
```

```
04:d5:90:39:73:3d internal 4092
```

```
04:d5:90:3e:e2:88 port1 4089
```

```
00:50:56:96:e3:fc GVM1V0000141680 4089
```

```
04:d5:90:39:73:3d internal 4094
```

```
00:50:56:96:e3:fc GVM1V0000141680 4094
```

Two entries in the exhibit show that the same MAC address has been used in two different VLANs. Which MAC address is shown in the above output?

- A. It is a MAC address of FortiLink interface on FortiGate.
- B. It is a MAC address of a switch that accepts multiple VLANs.
- C. It is a MAC address of an upstream FortiSwitch.
- D. It is a MAC address of FortiGate in HA configuration.

---

**Answer: B**

---

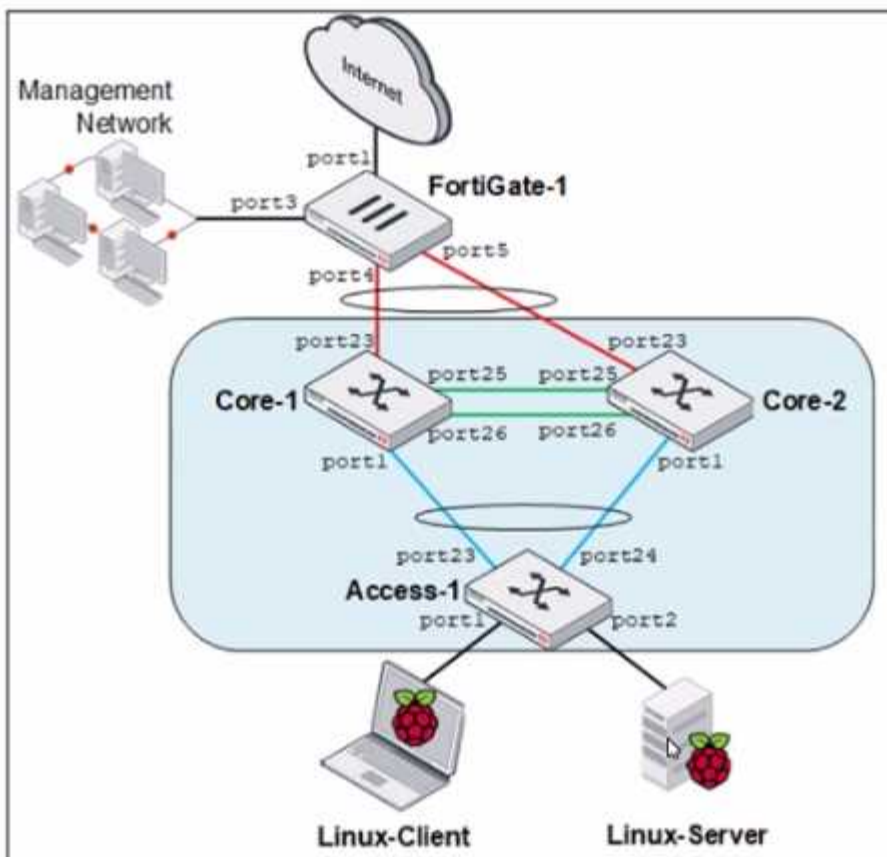
---

**Question: 2**

---

Refer to the exhibit.

MCL-Topology



Core-1 and Access-1 are managed and authorized by FortiGate-1, which uses port4 as the FortiLink interface. After FortiGate authorizes and manages Core-2, Port1 status becomes STP discarding. Why is port1 in the discarding state?

- A. port1 on Core-2 is discarding only management traffic.
- B. Core-1 and Core-2 do not have MCLAG configuration.
- C. Access-1 is the root bridge and can only have one root port.
- D. Core-2 has the lowest bridge priority.

**Answer: B**

**Question: 3**

Which two statements about the FortiLink authorization process are true? (Choose two.)

- A. The administrator must manually pre-authorize FortiGate on FortiSwitch by adding the FortiGate serial number.
- B. FortiSwitch requires a reboot to complete the authorization process.
- C. A FortiLink frame is sent by FortiGate to FortiSwitch to complete the authorization.
- D. FortiLink authorization sets the FortiSwitch management mode to FortiLink.

---

**Answer: C, D**

---

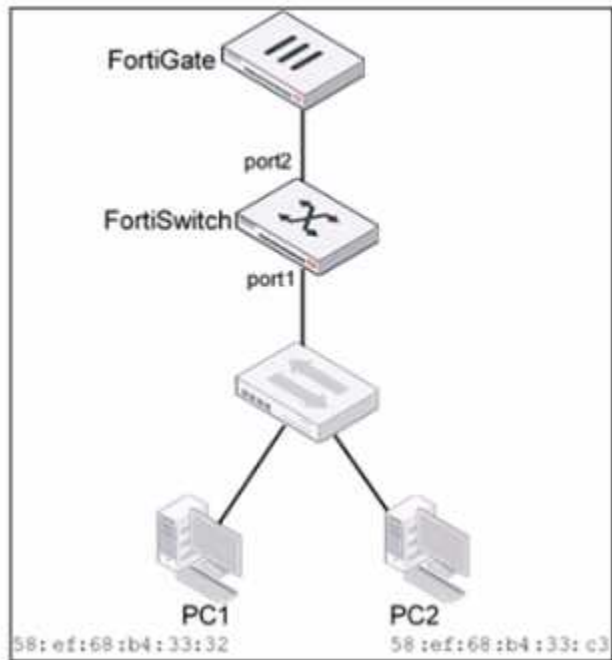
---

**Question: 4**

---

Refer to the exhibits

Topology



## VLAN

### Edit VLAN

ID	10
Description	<input type="text"/>
Private VLAN	<input checked="" type="radio"/> Disabled <input type="radio"/> Enabled

IGMP Snooping

Enable

DHCP Snooping

Enable

Members by MAC Address + Add

Description	MAC Address	Manage
-------------	-------------	--------

Members by IP Address + Add

Description	IP/Netmask	Manage
-------------	------------	--------

Traffic arriving on port2 on FortiSwitch is tagged with VLAN ID 10 and destined for PC1 connected on port1. PC1 expects to receive traffic untagged from port1 on FortiSwitch. Which two configurations can you perform on FortiSwitch to ensure PC1 receives untagged traffic on port1? (Choose two.)

- A. Add the MAC address of PCI as a member of VLAN 10.
- B. Add VLAN ID 10 as a member of the untagged VLANs on port1.
- C. Remove VLAN 10 from the allowed VLANs and add it to untagged VLANs on port1.
- D. Enable Private VLAN on VLAN 10 and add VLAN 20 as an isolated VLAN.

---

**Answer: A, B**

---

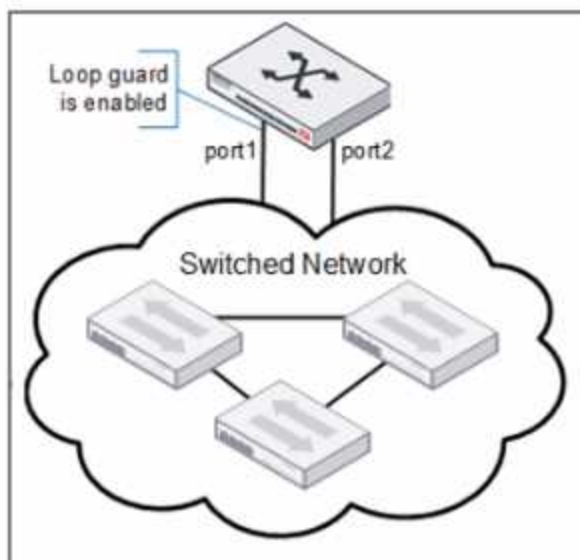
---

### Question: 5

---

Refer to the exhibits.

LoopGuard-setup



LoopGuard-setup

```
# diagnose switch-controller switch-info loop-guard S108EF4N17000029
S108EF4N17000029:
```

Portname	State	Status	Timeout (m)	MAC-Move	Count	Last-Event
port1	enabled	Triggered	2	0	1	2021-02-19 15:50:35
port2	disabled	-	-	-	-	-
port3	disabled	-	-	-	-	-
port4	disabled	-	-	-	-	-
port5	disabled	-	-	-	-	-
port6	disabled	-	-	-	-	-
port9	disabled	-	-	-	-	-
port10	disabled	-	-	-	-	-
8EF4N17000030-0	disabled	-	-	-	-	-
_FlInK1_MLAG0_	disabled	-	-	-	-	-

Port1 and port2 are the only ports configured with the same native VLAN 10.

What are two reasons that can trigger port1 to shut down? (Choose two.)

- A. port1 was shut down by loop guard protection.
- B. STP triggered a loop and applied loop guard protection on port1.
- C. An endpoint sent a BPDU on port1 that it received from another interface.
- D. Loop guard frame sourced from port 1 was received on port 1.

**Answer: B, C**



**Thank You for trying NSE6\_FSW-7.2 PDF Demo**

**To try our NSE6\_FSW-7.2 Full Version Download visit link below**

[https://www.certkillers.net/Exam/NSE6\\_FSW-7.2](https://www.certkillers.net/Exam/NSE6_FSW-7.2)

## **Start Your NSE6\_FSW-7.2 Preparation**

Use Coupon “**CKNET**” for Further discount on the purchase of Full Version Download. Test your NSE6\_FSW-7.2 preparation actual exam with questions.