

# Salesforce

## SALESFORCE-MULESOFT-DEVELOPER-I Exam

Salesforce Certified MuleSoft Developer I



**Thank you for Downloading SALESFORCE-MULESOFT-DEVELOPER-I exam PDF  
Demo**

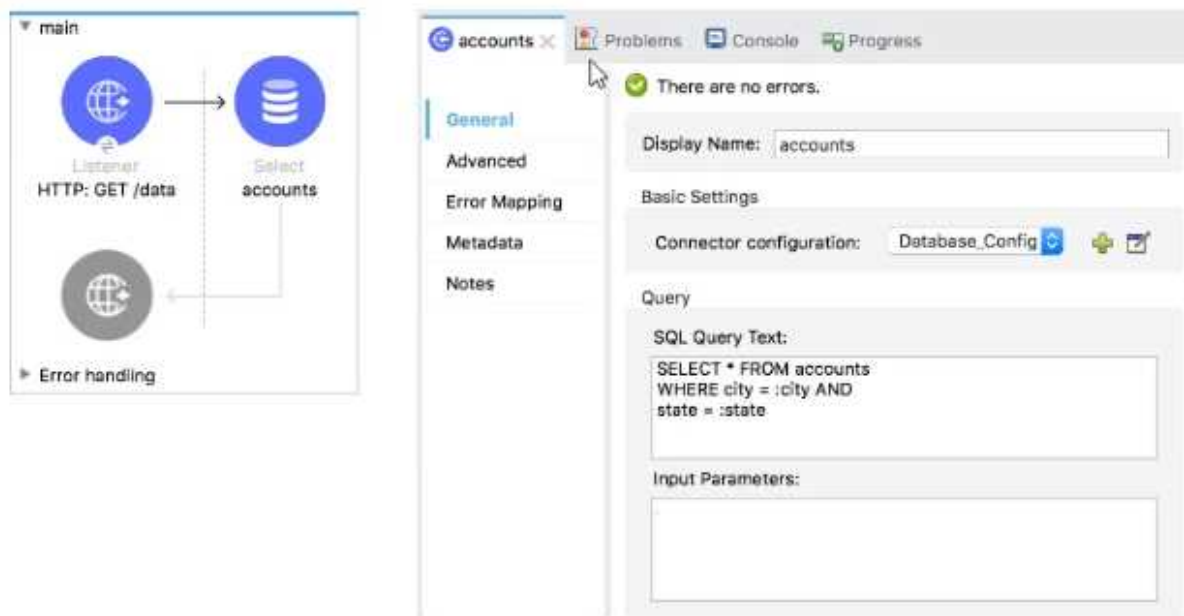
You can buy Latest SALESFORCE-MULESOFT-DEVELOPER-I Full Version  
Download

<https://www.certkillers.net/Exam/SALESFORCE-MULESOFT-DEVELOPER-1>

# Version: 14.0

## Question: 1

Refer to the exhibit.



What expression correctly specifies input parameters to pass the city and state values to the SQL query?

A)

```
#[
  {
    city: "San Francisco",
    state: "CA"
  }
]
```

B)

```
#[
  {
    "San Francisco",
    "CA"
  }
]
```

C)

```
#[
  inputParams: {
    city: "San Francisco",
    state: "CA"
  }
]
D)
#[
  inputParams: [
    "San Francisco",
    "CA"
  ]
]
```

- A. Option A
- B. Option B
- C. Option C
- D. Option D

---

**Answer: A**

---

Explanation:

MuleSoft Documentation Reference : <https://docs.mulesoft.com/db-connector/1.9/database-connector-select>

---

**Question: 2**

---

A Mule flow has three Set Variable transformers. What global data structure can be used to access the variables?

- A. Mule event attributes
- B. Mule event message
- C. Mule application properties
- D. Mule event

---

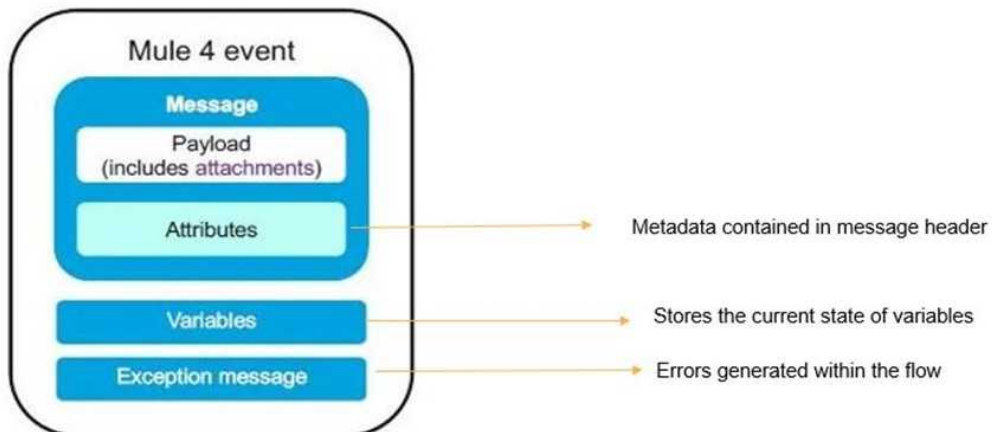
**Answer: D**

---

Explanation:

Mule event is correct answer. Mule event has two parts which are as follows

- 1) Message (which contains payload and attributes like headers and query/uri parameters)
- 2) Variables



---

**Question: 3**

---

In an application network. If the implementation but not the interface of a product API changes, what needs to be done to the other APIs that consume the product API?

- A. The applications associated with the other APIs must be restarted
- B. The applications associated with the other APIs must be recoded
- C. The other APIs must be updated to consume the updated product API
- D. Nothing needs to be changed in the other APIs or their associated applications

---

**Answer: D**

---

Explanation:

Correct answer is Nothing needs to be changed in the other APIs or their associated applications. This is the benefit of having a separate interface layer. As there are no changes to the interface, no changes are required on the APIs which consume this API in context.

---

**Question: 4**

---

Refer to the exhibit.



```
<flow name="validatePayload" >
  <http:listener doc:name="HTTP: GET /" config-ref="HTTP_Listener_config" path="/" />
  <set-payload value="Before" doc:name="Before" />
  <validation:is-null doc:name="payload" value="#[payload]" message="Validation Error" />
  <set-payload value="After" doc:name="After" />
</flow>
```

What is the response to a web client request to <http://localhost:8081>?

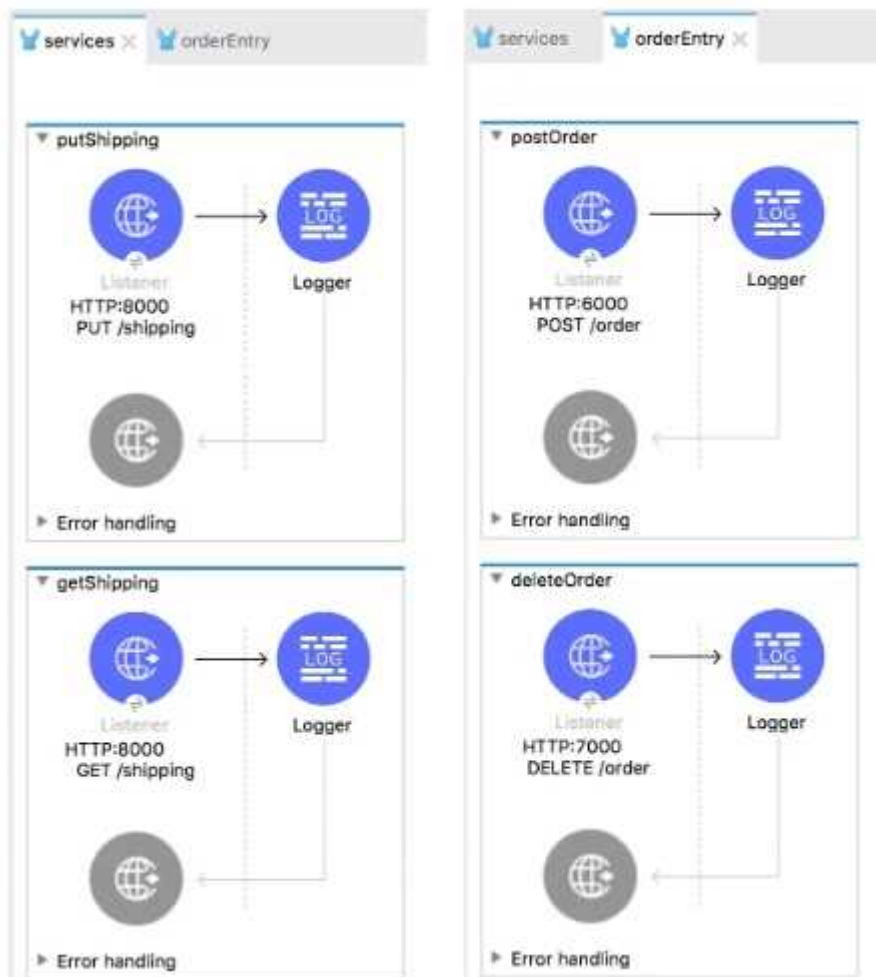
- A. After
- B. before
- C. Validation Error
- D. null

**Answer: C**

Explanation:

**Question: 5**

Refer to the exhibits.



The two Mule configuration files belong to the same Mule project. Each HTTP Listener is configured with the same host string and the port number, path, and operation values are shown in the display names.

What is the minimum number of global elements that must be defined to support all these HTTP Listeners?

- A. 1
- B. 2
- C. 3
- D. 4

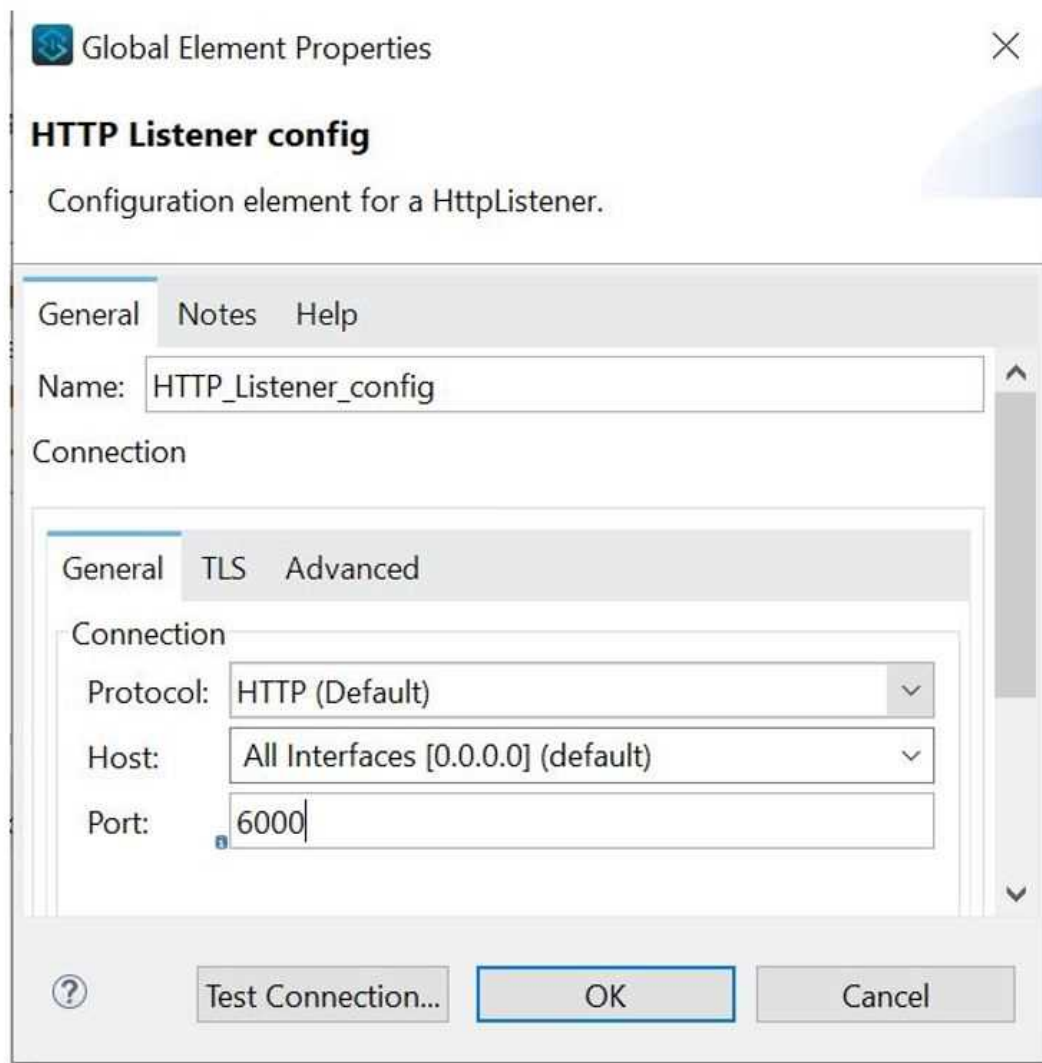
**Answer: C**

Explanation:

In this case three configurations will be required each for port 8000, 6000 and 7000.

There would be three global elements defined for HTTP connections.

Each HTTP connection will have host and port. One example shown below with host as localhost and port 6000



To use an HTTP listener, you need to declare a configuration with a corresponding connection. This declaration establishes the HTTP server that will listen to requests.

Additionally, you can configure a base path that applies to all listeners using the configuration.

```
<http:listener-config name="HTTP_Listener_config" basePath="api/v1">
```

```
  <http:listener-connection host="0.0.0.0" port="8081" />
```

```
</http:listener-config>
```

<https://docs.mulesoft.com/http-connector/1.6/http-listener-ref#http-listener-configuration>



## Thank You for trying SALESFORCE-MULESOFT-DEVELOPER-I PDF Demo

To try our SALESFORCE-MULESOFT-DEVELOPER-I Full Version  
Download visit link below

<https://www.certkillers.net/Exam/SALESFORCE-MULESOFT-DEVELOPER-I>

## Start Your SALESFORCE-MULESOFT-DEVELOPER-I Preparation

Use Coupon “**CKNET**” for Further discount on the purchase of Full Version Download. Test your SALESFORCE-MULESOFT-DEVELOPER-I preparation with actual exam questions.

