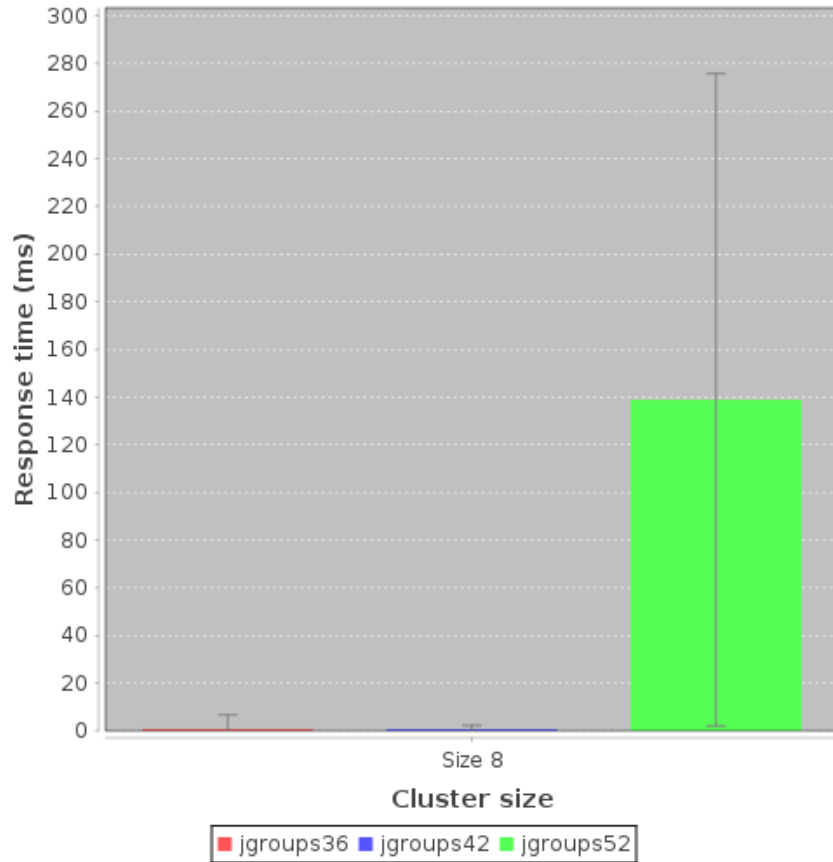


# Test reads100

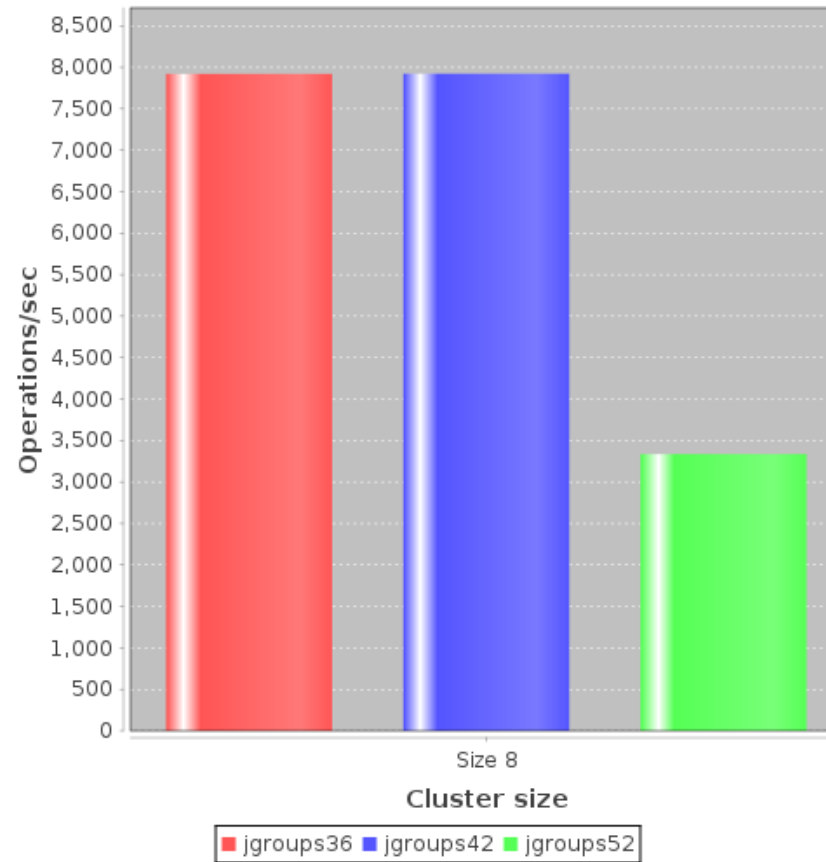
Operation: BasicOperations.Get

Response time mean



Response time over time

Operation throughput

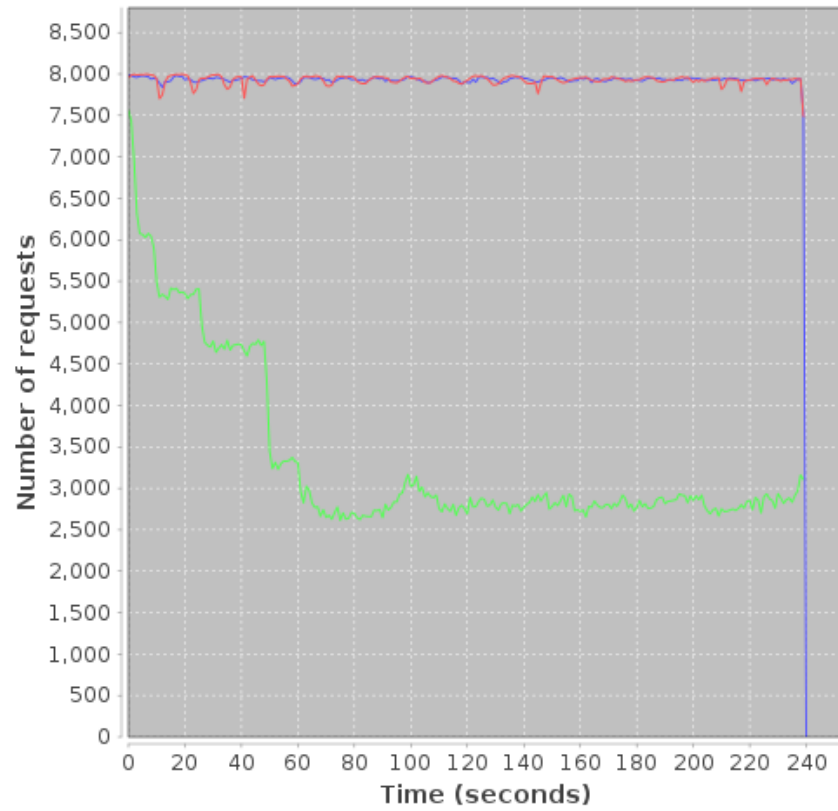


Requests progression

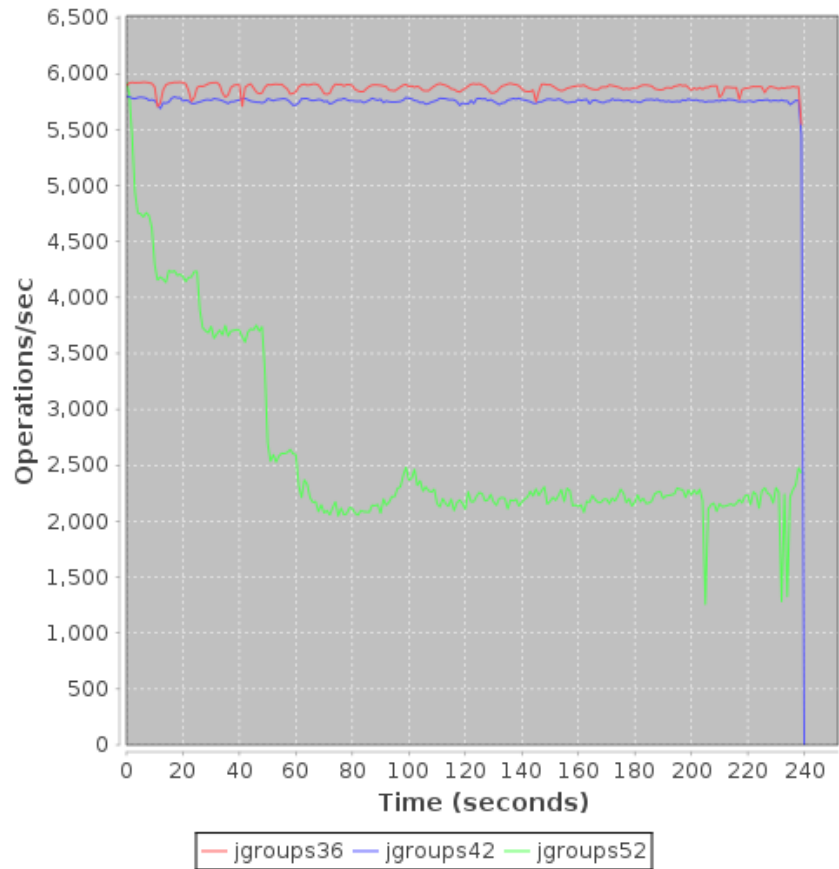


— jgroups36 — jgroups42 — jgroups52

**Operation throughput over time**



— jgroups36 — jgroups42 — jgroups52



Configuration reads100				requests	errors	latency mean	latency std.dev	latency max	RTM at 50 %	RTM at 90 %	RTM at 95 %	RTM at 99 %	RTM at 99.9 %	RTM at 99.99 %	histograms
▼	jgroups36	Cluster[default=8]	Iteration 0	1,903,332	0	756.15 us	5.95 ms	1.14 seconds	880.64 us	1.09 ms	1.15 ms	1.31 ms	1.9 ms	39.58 ms	<a href="#">histogram percentiles</a>
▼	jgroups42	Cluster[default=8]	Iteration 0	1,904,097	0	716.44 us	1.55 ms	213.91 ms	868.35 us	1.07 ms	1.13 ms	1.25 ms	2.1 ms	61.34 ms	<a href="#">histogram percentiles</a>
▼	jgroups52	Cluster[default=8]	Iteration 0	803,665	0	138.91 ms	136.81 ms	1.51 seconds	200.28 ms	301.99 ms	400.56 ms	402.65 ms	603.98 ms	809.5 ms	<a href="#">histogram percentiles</a>