


IF YOU CANNOT DESCRIBE
WHAT YOU ARE DOING AS A PROCESS,
YOU DO NOT KNOW WHAT YOU ARE DOING.

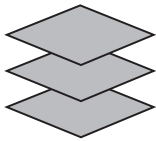
RED HAT® JBOSS®
BPM SUITE

- W. EDWARDS DEMING

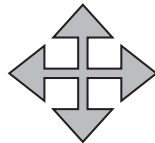
 **Safe area** - Keep all text inside this border

 **Trim** - Outer edge of sticker

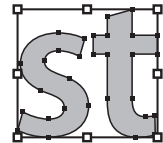
 **Bleed** - This area will be trimmed off



1. Copy & paste your artwork onto the “Artwork” layer.



2. Center, scale and rotate your artwork to your liking.



3. Outline your text. Click Type > Create Outlines.